

forenew

Foreskin Restoration

Tugging System

Instructions

Introduction

Thank you for purchasing the Forenew Foreskin Restoration System. We are confident that you will be delighted with the results our product produces.

Please take the time to read the following instructions regarding the safe use of the product. These instructions provide detailed information on how the device works, how it should be fitted and used and how it should be cared for. Please also visit our website www.forenew.co.uk where you will find information, updates, product development and links to useful websites.

If you have a specific question, please contact our customer support team via email telephone or post. Once again thank you for purchasing our product and we hope you will be delighted with the results it achieves.

Why Restore?

A Natural Looking Penis

To many circumcised men their penis feels incomplete and unnatural. A circumcised penis consists of an exposed glans and often an unsightly scar because of the operation procedure. The 'quality' of this scar will depend very much on the surgeon's level of care when performing the operation. Using our device will bring about a natural looking penis with covered glans and the covering of any unsightly scar to the penile shaft. Most men gain significant positive psychological effects as result of restoring their skin.

Increase in Sexual Intensity

Many men who have restored their foreskin report that sex is much better for them. The glans and inner foreskin are mucous membranes which are exposed permanently when a man is circumcised. As the glans and inner foreskin are sensitive and easily stimulated the body develops a calloused layer to insulate the nerves resulting in decreased sensitivity. Men who restore their foreskin report an increase in sensitivity and as a result an increase in the intensity of the orgasms they experience.

Better Sex for Women

A report titled *The Effects of Male Circumcision on Female Arousal and Orgasm* produced back in 2003 found male circumcision may exacerbate female vaginal dryness during intercourse. The report also stated that women who had experienced sex with circumcised and intact men preferred intact men at a ratio of 8.6 to 1. 85.5% of the women also reported that they were most likely to experience an orgasm with a genetically intact man. Men who restore their foreskin report their partner experiences less discomfort after sexual intercourse and artificial lubrication is often no longer necessary.

What is Foreskin Restoration?

Foreskin restoration is the process of lengthening the penis shaft skin over a period to replace the foreskin removed surgically. Circumcision surgery removes the frenar band, the ridged band and all or part of the frenulum and although restoration cannot replace these missing structures, foreskin restoration can create slack skin that will cover and protect the glans from becoming keratinized, just like the original foreskin.

How does it Work?

The device works by stretching the remaining skin of the penis. This method stimulates the human body's natural reaction to the application of tension. Tissue cells react by multiplying and the tissue gradually expands. Stretching of tissue has long been known to stimulate mitosis with skin from the shaft gradually increasing in length through regular use and eventually covering the glans.

How Long Do I Need to Wear It?

Skin restoration can be achieved by wearing the device daily. It is not essential that the device is worn for long uninterrupted periods of time to achieve results. You can determine what period you are comfortable with however; we recommend wearing the device for around four-six hours per day and applying noticeable tension will achieve mitosis and positive results.

Are the Results Permanent?

Yes, the results are permanent you do not need to wear the device once you have achieved the desired result.

Why Forenew?


We believe the Forenew Foreskin Restoration System is one of the best there is on the market. We believe our device is one of the few devices which can be used the entire restoration process without the need for further parts. Our patented retainer design helps to ensure maximum grip between the device and the skin is maintained throughout use providing noticeable results over time.

Fitting

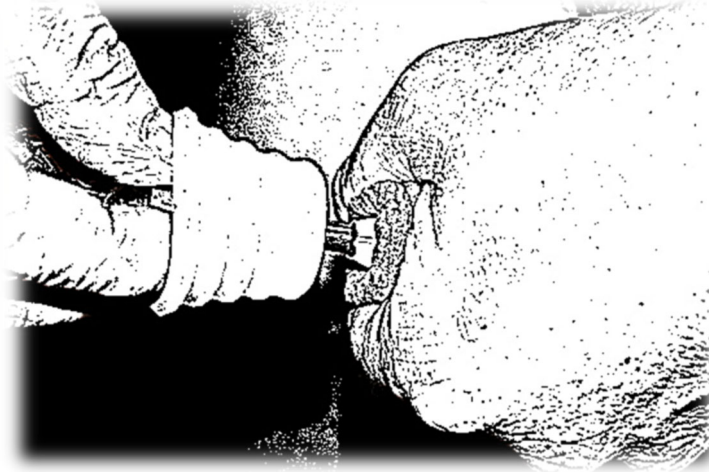
1. Prior to fitting, ensure both the device and the penis are completely clean and dry. Moisture may cause the device to slip.
2. Invert the ribbed retainer and ensure the plain inner retainer is secure, ready for fitting (shown below).



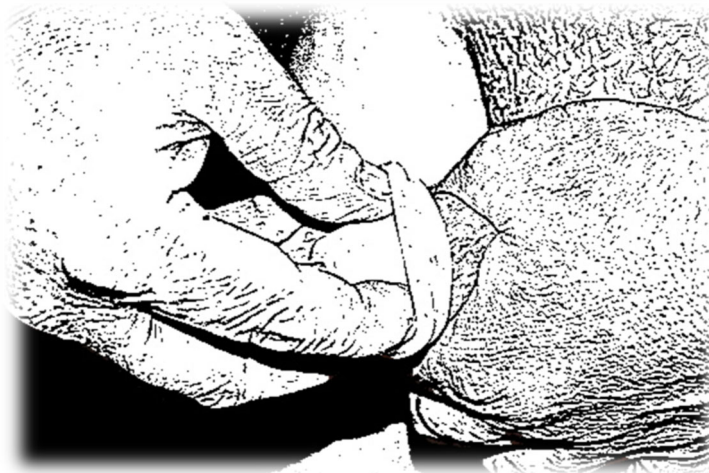
3. Place the curved bottom face of the cone against the end of the penile glans (shown below).



4. Whilst maintaining the position of the cone and using the other hand pull the penile shaft skin up and over the inner silicone cone equally.



5. Keeping the skin in position carefully roll the retainer down maintaining skin position visually checking all the time the skin remains in position (shown below).




6. If the skin moves at any point or the skin is not equal than repeat steps 2-5 again until the skin is satisfactorily positioned and it feels comfortable. Note - It is important to ensure the skin is not pinched or uncomfortable in any way. Any discomfort felt when fitting will only be amplified during the period of the use.

7. Lock the collar in position with the screw, taking care not to over tighten as this may damage the surface. Pull the device to make sure it is secure.
8. Attach the leg strap to the top of the shin, just below the knee is recommended; this will keep any movement of the strap to a minimum.



9. Stand up and select one of the tension bands, choose a length of tension band which is just slightly shorter in length by about 1-2cm than the gap between the two clasps. Attach the chosen tension band to each clasp securely.

Stand up straight and check the device feels comfortable. You should feel a slight pulling but it should be comfortable and not too intense. If the pull on the penis feels too extreme select a slightly larger tension band and fit as previously instructed. If the pull is too slight then select a slightly shorter band and fit as previously instructed. Note – as the skin foreskin stretches there will be a need to select a shorter tension band. It is important that tension is felt on the penis regularly throughout the day. Although the tension will change as your body position changes such as sitting down it is important to maintain tension consistently during use.



Cleaning

The silicone components of the device should be cleaned daily using a mild hypoallergenic soap and water. Before refitting ensure the silicone components are completely dry. A cool or warm setting on a hairdryer may be used to accelerate the drying process.

Safety Warning – Extreme care must be exercised when drying the product. We do not recommend using an overly excessive heat as this can distort the product. Keep any hot air drying device at least 12"/30cm away from the device when drying.

Safety and Good Practice

The Forenew Skin Restoration System has been fully tested and is in our professional opinion safe to use. The rubber we use to manufacture the retainer and cone are FDA approved and skin safe. Most men have no problems with the device whatsoever, but we know everyone is different and there may be exceptions and we hope that the following information will provide users with the necessary guidance on safety aspects of use.

The device when fitted correctly should feel comfortable after an initial settling down period of three-five days. There may be some minor discomfort to begin with due to the nature of the product and how it is fitted however this should subside after 3-5 days maximum. It is important to monitor the skin condition under and around the device daily especially in the initial period of use. If your skin under or around becomes exceptionally dry, then take a break and introduce the device again after a twenty-four-hour rest period – **Do not continue to use as this may result in the skin cracking and subsequent discomfort.** The skin should become familiar with the device and any minor reaction should subside after a period of 5-7 days. In the unforeseen event that the device continues to cause irritation after a period of three-four weeks then please discontinue use.

When removing the device, it is essential that it is done slowly and carefully. Residues from the penis can cause some very minimal adhesion to the cone at times and when this occurs removing the cone slowly will ensure no discomfort is felt. The retainer should also be removed carefully by either lifting gently to 'break the seal' or rolling back from the bottom to release the skin. Pulling the retainer sharply should be avoided as it can 'pull' the skin and result in minor injury. Remember stretching of the skin will take some time. It is important not to rush the process. Take time to feel comfortable with the device, the longer you can wear it each day the better, but be sensible, if it is uncomfortable take a break or if an irritation occurs take a break. You should start to see results after 3 months but remember the complete process can take anything upwards of 2 years.

Disclaimer

Forenew, its affiliates, agents, and employees, and all persons acting on its or their behalf (collectively, "Forenew"), disclaim any and all liability for any errors, inaccuracies or incompleteness contained in the document or in any other disclosure relating to the product. Forenew makes no warranty, representation or guarantee regarding the suitability of the product for any particular purpose or the continuing production of any product. To the maximum extent permitted by applicable law, Forenew disclaims (i) any and all liability arising out of the application or use of the product, (ii) any and all liability, including without limitation special, consequential or incidental damages, and (iii) any and all implied warranties, including warranties of fitness for particular purpose, non-infringement and merchantability.

Statements regarding the suitability of products for certain types of applications are based on Forenew's knowledge of typical requirements that are often placed on Forenew products in generic applications. Such statements are not binding statements about the suitability of products for a particular application. It is the customer's responsibility to validate that a particular product with the properties described in the product specification is suitable for use in a particular application. Parameters provided in datasheets and/or specifications may vary in different applications and performance may vary over time. All operating parameters, including typical parameters, must be validated for each customer application by the customer's technical experts. Product specifications do not expand or otherwise modify Forenew's terms and conditions of purchase, including but not limited to the warranty expressed therein.

Except as expressly indicated in writing, Forenew products are not designed for use in medical, lifesaving, or life-sustaining applications or for any other application in which the failure of the Forenew product could result in personal injury or death.

Customers using or selling Forenew products not expressly indicated for use in such applications do so at their own risk. Please contact authorised Forenew personnel to obtain written terms and conditions regarding products designed for such applications. No license, express or implied, by Forenew or otherwise, to any intellectual property rights is granted by this document or by any conduct of Forenew. Product names and markings noted herein may be trademarks of their respective owners.

Product Testing

Our products and the materials used in their manufacture are not tested on animals.

Environmental Aspects

The Forenew Skin Restoration System is supplied in packaging indispensable to shipment of the device. Only environmentally friendly and recyclable materials are used in the manufacture of our system.

Contact Us

P – Forenew, 5 Anvil Way, Kennett, Suffolk, United Kingdom, CB8 8GY

E – info@forenew.co.uk

W - www.forenew.co.uk

Manufactured in the United Kingdom and China.

UK Registered Design No. 4029805

Patent No. GB2512403A